

Scaled data based on original data using  
LM-79-08 Approved Method: Electrical and Photometric Measurements of Solid-  
State Lighting Products

Test Report Prepared for  
Cooper Lighting Solutions  
(formerly Eaton)

Brand: STREETWORKS

Report Number: P565390

Luminaire Tested: **PMM-SA3C-760-U-T1**

Issue Date: 8/19/2021

**Test Information**

Test Method: LM-79-08  
Report Number: P565390  
TEST IS SCALED FROM IESNA LM-79-08 TEST DATA (G3-2108-334-1)  
Test Lab: INNOVATIONS CENTER  
Issue Date: 8/19/2021  
Manufacturer: COOPER LIGHTING SOLUTIONS (FORMERLY EATON)  
Product Line: STREETWORKS  
Catalog Number: PMM-SA3C-760-U-T1  
Description: MESA POST TOP DECORATIVE LUMINAIRE. (3) LIGHTSQUARES WITH 16 LEDS EACH AND TYPE I OPTICS.  
Light Source: -  
Ballast/Driver: -

**Summary**

Lumens per Lamp: N/A  
Luminaire Lumens: 16460 lumens  
Efficiency: N/A  
Efficacy: 99.2 lumens/watt  
Luminous Opening: Rectangular (W 1' x L: 1' x H: 0')  
IES Classification: Type I - Medium  
BUG Rating: B4 - U0 - G4

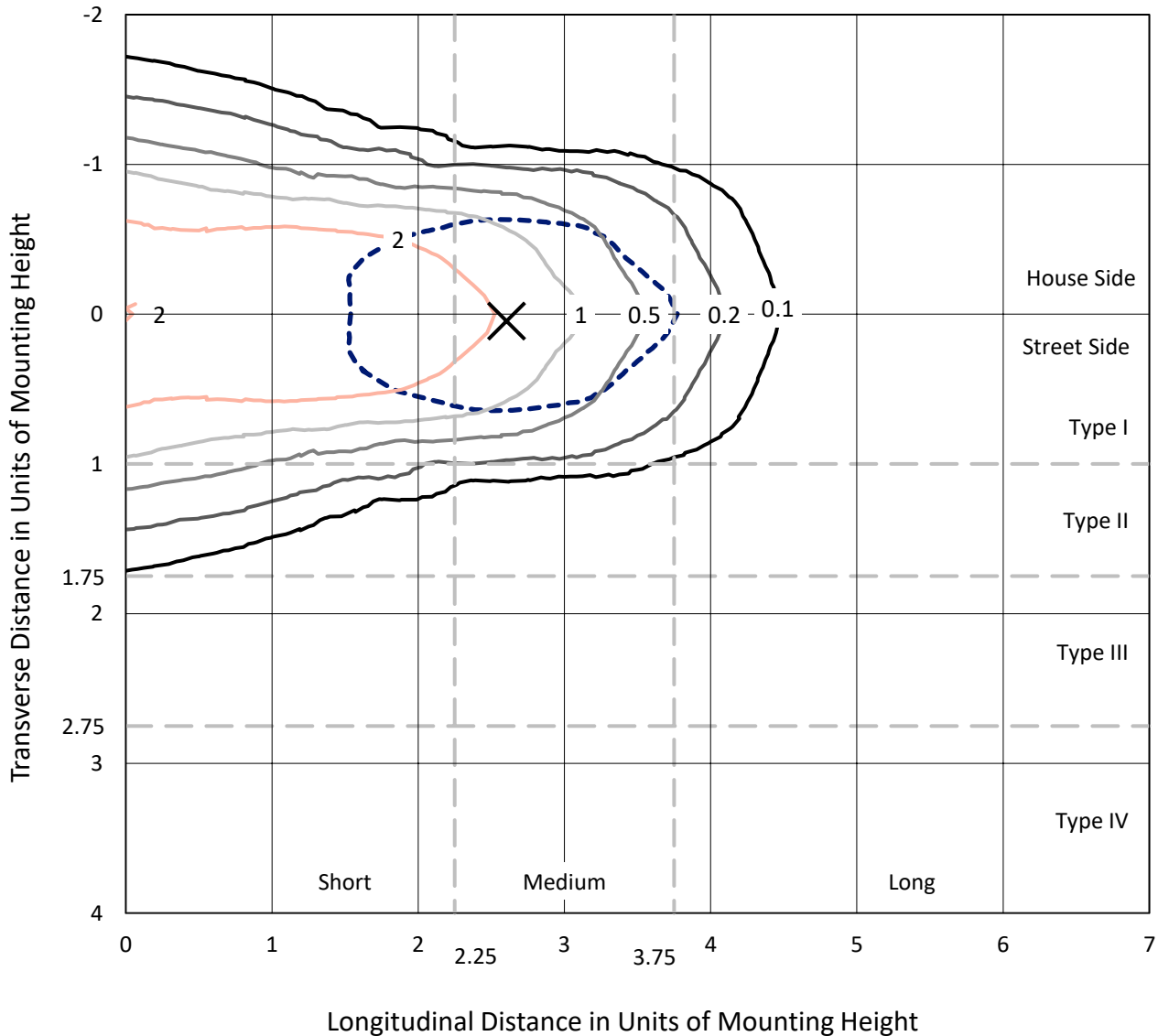
Input Watts (W): 166  
Input Voltage (V): NR  
Input Current (Ain): NR  
Voltage Rise (V): NR  
Power Factor: NR  
Total Harmonic Distortion (THDi): NR  
Frequency (hertz): 60  
Stabilization Time: NR  
Operation Time: NR  
Ambient Temperature (°C): NR  
Test Distance: 28.75 FT



REPORT NUMBER: P565390  
 CATALOG NUMBER: PMM-SA3C-760-U-T1

### Iso-Footcandle Lines of Horizontal Illumination

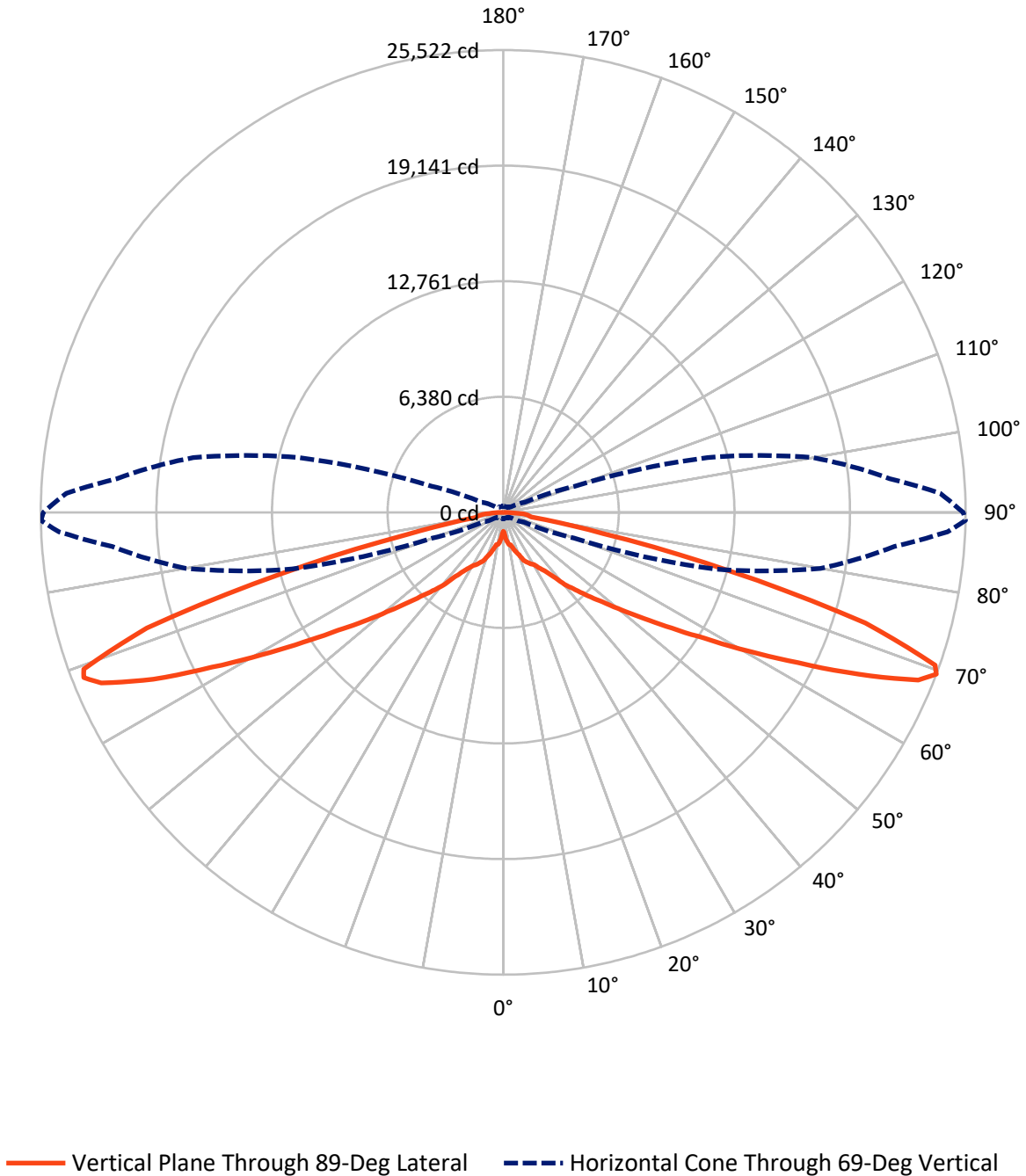
✕ Max cd  
 - - - 1/2 Max cd



Based on 25 foot mounting height. Maximum calculated value = 3.8 fc  
 Type I - Medium - N/A

REPORT NUMBER: P565390  
CATALOG NUMBER: PMM-SA3C-760-U-T1

### Luminous Intensity Polar Plot



REPORT NUMBER: P565390

CATALOG NUMBER: PMM-SA3C-760-U-T1

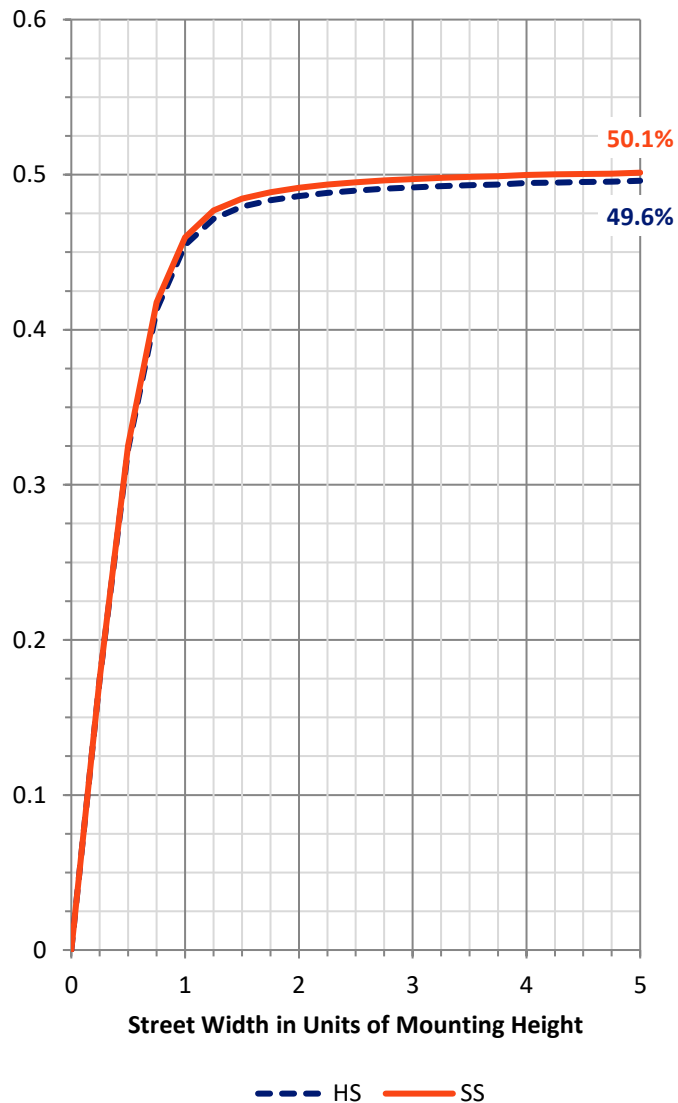
**FLUX DISTRIBUTION:**

		Downward	Upward	Total
<b>House Side</b>	Lumens	8229.8	0.0	8229.8
	% Fixture	50.0	0.0	50.0
<b>Street Side</b>	Lumens	8230.2	0.0	8230.2
	% Fixture	50.0	0.0	50.0
<b>Total</b>	Lumens	16460.0	0.0	16460.0
	% Fixture	100.0	0.0	100.0

**ZONAL LUMENS:**

Zone	Lumens	% Fixture
0°-10°	131.0	0.8
10°-20°	603.6	3.7
20°-30°	1204.1	7.3
30°-40°	1821.2	11.1
40°-50°	2643.6	16.1
50°-60°	3473.3	21.1
60°-70°	4236.9	25.7
70°-80°	2142.1	13.0
80°-90°	204.2	1.2
90°-100°	0.0	0.0
100°-110°	0.0	0.0
110°-120°	0.0	0.0
120°-130°	0.0	0.0
130°-140°	0.0	0.0
140°-150°	0.0	0.0
150°-160°	0.0	0.0
160°-170°	0.0	0.0
170°-180°	0.0	0.0
0°-90°	16460.0	100.0
0°-180°	16460.0	100.0

**Coefficient of Utilization**



REPORT NUMBER: P565390

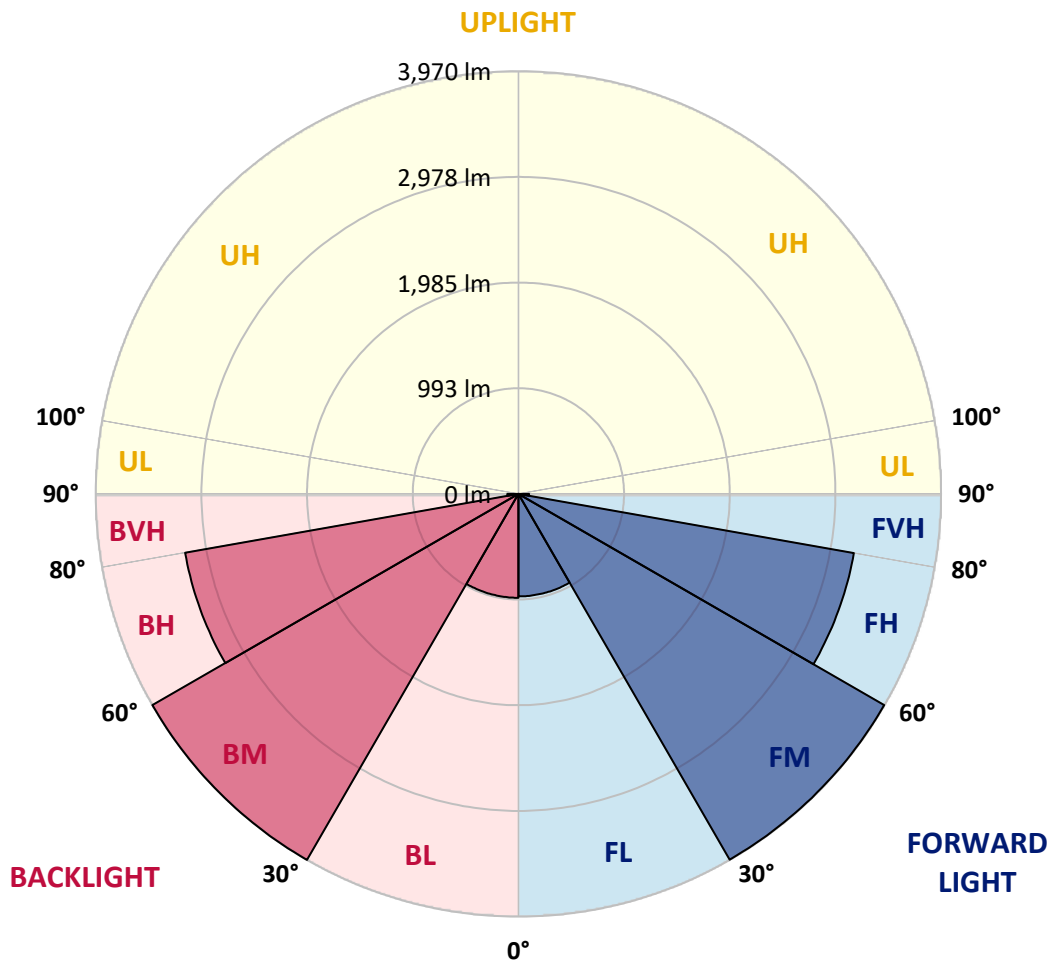
CATALOG NUMBER: PMM-SA3C-760-U-T1

**LUMINAIRE CLASSIFICATION SYSTEM LUMEN TABLE AND BUG RATING:**

Zone	Lumens	% Fixture	Zone Rating/Lumen Limit		
			B	U	G
FL (0°-30°)	962.6	5.8			
FM (30°-60°)	3967.8	24.1			
FH (60°-80°)	3199.7	19.4			G2/5000
FVH (80°-90°)	100.1	0.6			G2/225
BL (0°-30°)	976.1	5.9	B2/1000		
BM (30°-60°)	3970.4	24.1	B3/5000		
BH (60°-80°)	3179.3	19.3	B4/5000		G4/5000
BVH (80°-90°)	104.0	0.6			G2/225
UL (90°-100°)	0.0	0.0		U0/0	
UH (100°-180°)	0.0	0.0		U0/0	

**BUG Rating: B4-U0-G4**

Type I Medium





REPORT NUMBER: P565390

CATALOG NUMBER: PMM-SA3C-760-U-T1

**CANDELA DISTRIBUTION (FULL):**

	0°	5°	15°	25°	35°	45°	55°	65°	70°	75°	80°
0°	1042.6	1042.6	1042.6	1042.6	1042.6	1042.6	1042.6	1042.6	1042.6	1042.6	1042.6
2.5°	1223.5	1082.4	1070.2	1036.4	1061.0	1070.2	1048.7	1018.0	1051.8	1070.2	1036.4
5°	1542.4	1333.9	1263.4	1205.1	1088.6	1039.5	1088.6	1214.3	1229.6	1306.3	1284.8
7.5°	1698.8	1665.1	1576.1	1382.9	1195.9	1091.6	1223.5	1404.4	1496.4	1570.0	1646.7
10°	1815.3	1796.9	1640.5	1502.5	1425.9	1432.0	1435.1	1493.3	1573.1	1695.7	1738.6
12.5°	1842.9	1836.8	1861.3	1830.6	1836.8	1870.5	1836.8	1821.4	1867.4	1907.3	1864.4
15°	2020.8	2017.7	2026.9	2033.0	2155.7	2207.8	2155.7	2109.7	2076.0	2042.2	2112.7
17.5°	2143.4	2128.1	2131.1	2189.4	2327.4	2471.5	2443.9	2382.6	2305.9	2351.9	2410.2
20°	2210.9	2183.3	2201.7	2226.2	2459.3	2618.7	2637.1	2554.3	2508.3	2566.6	2615.6
22.5°	2275.3	2232.3	2167.9	2192.5	2407.1	2637.1	2726.0	2704.6	2738.3	2756.7	2747.5
25°	2198.6	2226.2	2155.7	2226.2	2443.9	2655.5	2833.4	2959.1	2962.1	2952.9	3020.4
27.5°	2152.6	2131.1	2011.6	2192.5	2373.4	2505.2	2959.1	3170.7	3235.1	3038.8	3170.7
30°	2072.9	2106.6	1944.1	2094.4	2324.3	2545.1	3103.2	3406.8	3311.7	3287.2	3317.8
32.5°	2023.8	2002.4	1925.7	2008.5	2183.3	2664.7	3195.2	3544.8	3664.3	3606.1	3600.0
35°	1944.1	1959.4	1839.8	1928.8	2174.1	2563.5	3256.5	3891.3	4075.2	4029.2	3992.5
37.5°	1956.4	1904.2	1818.4	1882.8	2115.8	2618.7	3409.8	4225.5	4516.8	4541.3	4372.7
40°	1864.4	1833.7	1704.9	1812.2	2005.4	2585.0	3446.6	4605.7	5099.4	5209.8	4967.6
42.5°	1732.5	1692.7	1619.1	1738.6	1941.0	2419.4	3498.8	5062.6	5691.2	5921.2	5700.4
45°	1542.4	1490.3	1453.5	1612.9	1800.0	2376.5	3443.6	5442.9	6258.5	6574.4	6568.2
47.5°	1312.4	1278.7	1260.3	1428.9	1683.5	2269.1	3330.1	5682.0	6654.1	7463.6	7341.0
50°	1051.8	1027.2	1024.2	1202.0	1487.2	2048.4	3201.3	5801.6	7255.1	8279.3	8386.6
52.5°	843.3	824.9	821.8	965.9	1245.0	1750.9	2931.5	5893.6	7828.5	9205.3	9757.3
55°	659.3	640.9	643.9	763.5	990.4	1432.0	2520.6	5789.4	8331.4	10152.9	11198.5
57.5°	539.7	521.3	524.4	591.8	757.4	1094.7	2008.5	5562.4	8558.3	11324.2	12878.9
60°	475.3	456.9	447.7	478.4	582.6	824.9	1493.3	4679.3	8595.1	12296.3	14703.4
62.5°	441.6	423.2	414.0	423.2	481.4	631.7	1076.3	3707.3	8383.5	13127.3	16374.6
65°	410.9	395.6	383.3	392.5	423.2	502.9	785.0	2539.0	7276.6	13507.5	17588.9
67.5°	377.2	364.9	352.6	364.9	386.4	423.2	610.2	1606.8	5455.1	13013.8	18094.8
69°	358.8	340.4	334.2	343.4	364.9	389.4	527.4	1281.8	4148.8	12075.5	17788.2
70°	340.4	328.1	318.9	334.2	352.6	371.0	475.3	1088.6	3253.5	10870.4	17027.7
72.5°	300.5	291.3	285.2	300.5	315.8	328.1	389.4	775.8	1885.8	7402.3	13504.4
75°	263.7	254.5	251.4	263.7	276.0	282.1	328.1	533.6	1113.1	3872.9	8101.4
77.5°	220.8	208.5	211.6	226.9	236.1	239.2	276.0	383.3	656.2	1754.0	3753.3
80°	162.5	162.5	174.8	187.1	187.1	187.1	220.8	279.0	398.6	806.5	1557.7
82.5°	113.5	116.5	119.6	138.0	141.1	128.8	168.7	202.4	248.4	352.6	539.7
85°	64.4	67.5	70.5	82.8	85.9	76.7	110.4	128.8	144.1	174.8	282.1
87.5°	24.5	27.6	36.8	42.9	46.0	33.7	52.1	61.3	61.3	73.6	125.7
90°	0.0	0.0	0.0	0.0	0.0	0.0	0.0	0.0	0.0	0.0	0.0



REPORT NUMBER: P565390

CATALOG NUMBER: PMM-SA3C-760-U-T1

**CANDELA DISTRIBUTION (continued):**

	85°	87.5°	89°	90°	92.5°	95°	100°	105°	110°	115°	125°
0°	1042.6	1042.6	1042.6	1042.6	1042.6	1042.6	1042.6	1042.6	1042.6	1042.6	1042.6
2.5°	1107.0	1128.4	1168.3	1177.5	1143.8	1107.0	1024.2	1076.3	1097.8	1057.9	1070.2
5°	1370.7	1416.7	1465.7	1407.5	1370.7	1346.1	1306.3	1309.4	1287.9	1217.4	1100.8
7.5°	1668.1	1616.0	1652.8	1692.7	1634.4	1637.5	1674.3	1597.6	1539.3	1419.7	1202.0
10°	1806.1	1806.1	1815.3	1815.3	1790.8	1790.8	1787.7	1665.1	1594.5	1542.4	1481.1
12.5°	1815.3	1812.2	1849.0	1821.4	1827.6	1833.7	1849.0	1904.2	1885.8	1818.4	1873.6
15°	2069.8	2057.6	2069.8	2066.8	2076.0	2103.6	2091.3	2079.0	2082.1	2131.1	2213.9
17.5°	2309.0	2315.1	2302.9	2324.3	2324.3	2342.7	2385.7	2342.7	2305.9	2397.9	2462.3
20°	2585.0	2563.5	2514.4	2551.2	2560.4	2563.5	2634.0	2581.9	2529.8	2563.5	2640.2
22.5°	2864.0	2861.0	2867.1	2870.2	2882.4	2836.4	2741.4	2726.0	2759.8	2713.8	2723.0
25°	3035.7	3038.8	3054.1	3057.2	3005.1	3054.1	3087.9	2986.7	2986.7	2977.5	2916.1
27.5°	3244.3	3198.3	3216.7	3241.2	3219.7	3232.0	3192.1	3044.9	3201.3	3222.8	2977.5
30°	3385.3	3363.8	3342.4	3366.9	3388.4	3443.6	3330.1	3314.8	3327.0	3440.5	3118.5
32.5°	3682.7	3713.4	3673.5	3633.7	3673.5	3661.3	3612.2	3590.8	3744.1	3593.8	3216.7
35°	3958.7	3971.0	3974.1	3967.9	3992.5	3949.5	3949.5	4029.2	4075.2	3912.7	3247.3
37.5°	4624.1	4581.2	4492.3	4449.3	4526.0	4590.4	4400.3	4495.3	4476.9	4201.0	3477.3
40°	5102.5	5200.6	5228.2	5215.9	5228.2	5044.2	5084.1	5154.6	5071.8	4614.9	3397.6
42.5°	5801.6	5863.0	5841.5	5813.9	5826.2	5792.4	5672.8	5933.5	5636.0	5078.0	3520.2
45°	6439.4	6577.4	6586.6	6491.6	6568.2	6448.6	6497.7	6589.7	6289.2	5424.5	3486.5
47.5°	7199.9	7485.1	7377.8	7377.8	7454.4	7196.8	7313.4	7436.0	6638.8	5657.5	3302.5
50°	8325.3	8478.6	8472.5	8444.9	8478.6	8340.6	8322.2	8306.9	7175.4	5878.3	3189.1
52.5°	9597.8	9806.3	9726.6	9757.3	9803.3	9542.6	9748.1	9186.9	7846.9	5961.1	2931.5
55°	11223.0	11367.1	11287.4	11131.0	11339.5	11174.0	11241.4	10146.7	8313.0	5725.0	2502.2
57.5°	13157.9	13231.5	13099.7	13084.3	13222.3	13044.5	12931.0	11226.1	8555.3	5547.1	1999.3
60°	15417.9	15647.8	15565.0	15433.2	15558.9	15402.5	14543.9	12142.9	8506.2	4716.1	1548.5
62.5°	18128.6	18361.6	18269.6	18180.7	18260.4	17852.6	16058.7	12866.6	8285.4	3737.9	1131.5
65°	20367.0	21418.8	21556.8	21559.9	21173.5	20229.0	17266.9	13148.7	7120.2	2609.5	827.9
67.5°	21838.9	24025.2	24706.0	24460.7	23574.5	21418.8	17754.5	12596.8	5498.1	1649.7	619.4
69°	21670.2	24537.3	25521.6	25383.7	24138.7	21400.4	17374.2	11667.7	4201.0	1312.4	524.4
70°	20891.4	24117.2	25285.5	25346.9	23779.9	20578.6	16696.5	10600.5	3397.6	1119.2	481.4
72.5°	16672.0	19873.3	20900.6	21302.3	19747.6	16478.8	13691.5	7478.9	1968.6	781.9	389.4
75°	10327.6	12051.0	12903.4	13136.5	12195.1	10263.2	8309.9	4161.1	1199.0	552.0	328.1
77.5°	4630.3	5130.1	5620.7	5620.7	5252.7	4685.5	3808.5	2011.6	680.7	392.5	276.0
80°	1551.6	1609.9	1566.9	1582.3	1520.9	1462.7	1530.1	867.8	420.1	294.4	223.8
82.5°	1054.8	1324.7	1407.5	1407.5	1321.6	1042.6	588.7	398.6	257.6	211.6	171.7
85°	858.6	1048.7	1125.4	1159.1	1091.6	880.1	309.7	193.2	153.3	134.9	116.5
87.5°	288.2	269.8	254.5	248.4	260.6	272.9	153.3	82.8	70.5	64.4	61.3
90°	0.0	0.0	0.0	0.0	0.0	0.0	0.0	0.0	0.0	0.0	0.0





REPORT NUMBER: P565390

CATALOG NUMBER: PMM-SA3C-760-U-T1

**CANDELA DISTRIBUTION (continued):**

	135°	145°	155°	165°	175°	180°
0°	1042.6	1042.6	1042.6	1042.6	1042.6	1042.6
2.5°	1091.6	1054.8	1070.2	1085.5	1195.9	1278.7
5°	1085.5	1137.6	1254.2	1401.3	1468.8	1634.4
7.5°	1116.2	1306.3	1524.0	1677.3	1738.6	1790.8
10°	1493.3	1527.1	1600.7	1747.8	1870.5	1892.0
12.5°	1928.8	1919.6	1867.4	1934.9	1873.6	1916.5
15°	2269.1	2167.9	2097.4	2088.2	2066.8	2066.8
17.5°	2456.2	2367.3	2269.1	2244.6	2180.2	2232.3
20°	2677.0	2523.6	2278.3	2253.8	2232.3	2183.3
22.5°	2634.0	2480.7	2226.2	2195.5	2309.0	2302.9
25°	2686.2	2480.7	2238.5	2204.7	2256.9	2256.9
27.5°	2557.4	2388.7	2213.9	2011.6	2171.0	2207.8
30°	2523.6	2333.5	2131.1	1950.2	2112.7	2079.0
32.5°	2701.5	2195.5	1996.2	1941.0	2060.6	2036.1
35°	2563.5	2171.0	1962.5	1861.3	2002.4	1977.8
37.5°	2621.8	2140.3	1904.2	1818.4	1931.8	1968.6
40°	2609.5	1996.2	1836.8	1726.4	1839.8	1858.2
42.5°	2404.1	1885.8	1723.3	1612.9	1671.2	1732.5
45°	2342.7	1818.4	1612.9	1459.6	1462.7	1533.2
47.5°	2229.3	1665.1	1410.5	1269.5	1269.5	1327.8
50°	2039.2	1459.6	1180.6	1051.8	1048.7	1094.7
52.5°	1757.0	1260.3	996.6	855.5	846.3	892.3
55°	1438.1	1015.0	785.0	693.0	674.6	693.0
57.5°	1119.2	791.1	619.4	545.8	542.8	558.1
60°	867.8	619.4	493.7	450.8	456.9	481.4
62.5°	656.2	493.7	420.1	404.8	414.0	438.5
65°	521.3	426.2	383.3	374.1	383.3	407.8
67.5°	423.2	386.4	355.7	343.4	349.6	374.1
69°	389.4	364.9	340.4	325.0	331.2	349.6
70°	371.0	352.6	328.1	312.8	318.9	337.3
72.5°	325.0	315.8	297.4	282.1	285.2	300.5
75°	285.2	279.0	266.8	248.4	248.4	266.8
77.5°	239.2	242.2	230.0	211.6	208.5	217.7
80°	190.1	196.2	190.1	171.7	165.6	165.6
82.5°	138.0	150.3	144.1	125.7	122.7	122.7
85°	85.9	95.1	92.0	79.7	79.7	70.5
87.5°	39.9	52.1	49.1	42.9	39.9	27.6
90°	0.0	0.0	0.0	0.0	0.0	0.0

(END OF REPORT)